

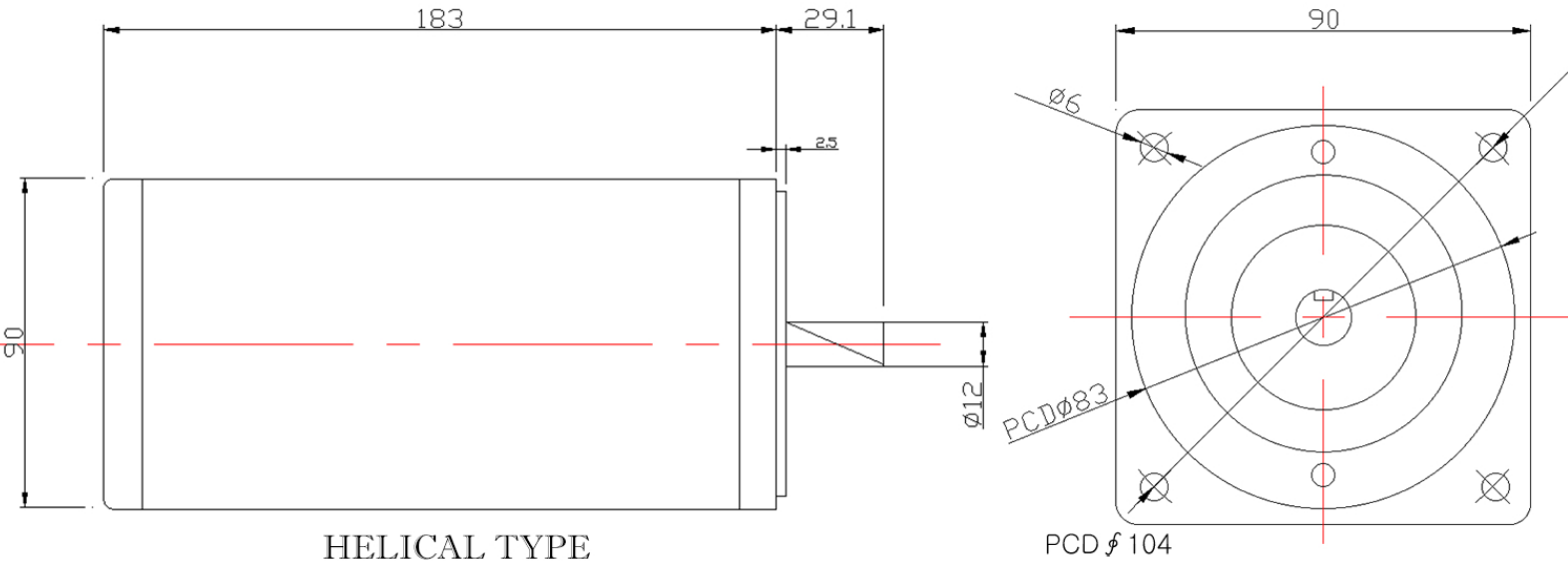
HDM

DC MOTOR STANDARD TYPE

4H90D SERIES

400~500W

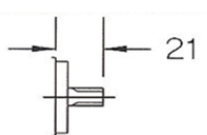
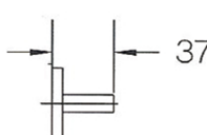
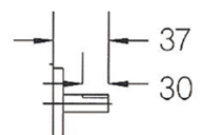
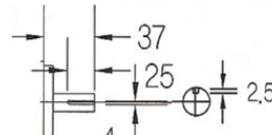
DIMENSION



HELICAL TYPE

PCD ϕ 104

SHAFT 출력축 사양

MODEL	GEARED TYPE	STRAIGHT TYPE	D-CUT TYPE	KEY TYPE
	H9D□ - □G	H9D□ - □S	H9D□ - □D	H9D□ - □K
출력축 구분				

MOTOR SPECIFICATION

MODEL	VOLTAGE (V)	OUTPUT (W)	CURRENT (A)	SPEED (RPM)	TORQUE (kgf-cm)	SPEED (RPM)	TORQUE (kgf-cm)	LENGTH L(mm)
4H90D400-12□	12	400	47	3600	13	1-1000	38.7-300	183
4H90D500-12□	12	500	59	3600	16	1-1000	48.3-300	183
4H90D400-24□	24	400	23.5	3600	13	1-1000	38.7-300	183
4H90D500-24□	24	500	29.5	3600	16	1-1000	48.3-300	183
4H90D400-36□	36	400	15.7	3600	13	1-1000	38.7-300	183
4H90D500-36□	36	500	19.6	3600	16	1-1000	48.3-300	183

*업그레이드를 위해 사양이 변경될 수 있습니다.