



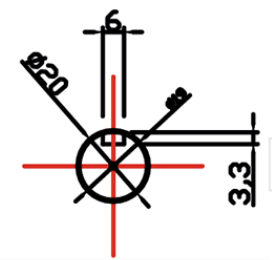
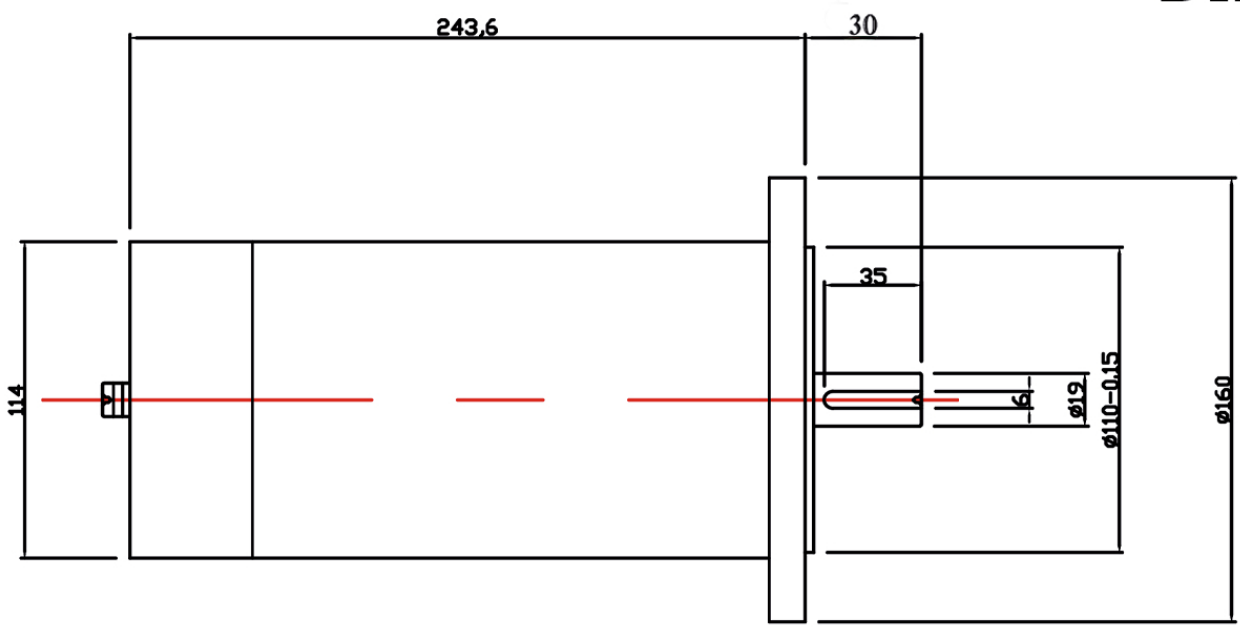
# HDM

## DC MOTOR STANDARD TYPE

**4H16D SERIES**

**1500W**

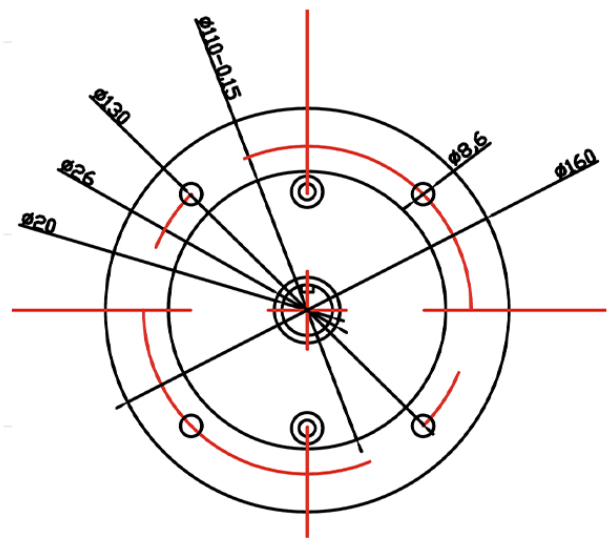
### DIMENSION



#### SHAFT KEY

1. 14  $\phi$  KEY 5\*5\*22 (2R)
2. 19  $\phi$  KEY 6\*6\*20 (1R)

MODEL	GEAR HEAD
하이포이드 감속기 웜감속기	



### MOTOR SPECIFICATION

MODEL	VOLTAGE (V)	OUTPUT (W)	CURRENT (A)	SPEED (RPM)	TORQUE (kgf-cm)	LENGTH (MM)
4H16D1500-12□	12	1500	177	1800	48.6	245
4H16D1500-24□	24	1500	88	3000/1800	48.6	245
4H16D1500-36□	36	1500	59	3000/1800	48.6	245
4H16D1500-48□	48	1500	44	3000/1800	48.6	245

\*업그레이드를 위해 사양이 변경될 수 있습니다. <https://www.hdms.co.kr/>